




**PROJECT** \_\_\_\_\_

**TYPE** \_\_\_\_\_

**NOTES** \_\_\_\_\_

**QUANTITY** \_\_\_\_\_

**DATE** \_\_\_\_\_



**GENERAL**

Floor \_\_\_\_\_  
 Surface \_\_\_\_\_  
 Bronze \_\_\_\_\_  
 IP65 \_\_\_\_\_  
 Exterior \_\_\_\_\_  
 395 lm \_\_\_\_\_  
 CIE flux code: 20 45 72 49 100 \_\_\_\_\_

**LED**

2700 K \_\_\_\_\_  
 CRI ≥ 90 \_\_\_\_\_  
 L80 / 50000h \_\_\_\_\_  
 initial MacAdam ≤ 3 SDCM \_\_\_\_\_

**OPTICAL**

Opal \_\_\_\_\_

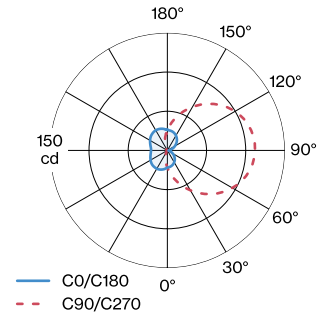
**ELECTRICAL**

24 V \_\_\_\_\_  
 inset 5.3 W \_\_\_\_\_  
 Class 3 \_\_\_\_\_

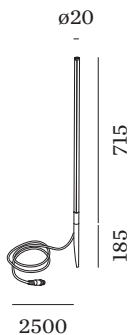
**PHYSICAL**

diameter 20 mm \_\_\_\_\_  
 height 900 mm \_\_\_\_\_  
 0.45 kg \_\_\_\_\_

**LIGHT DISTRIBUTION**



Floor surface mounted luminaire made from die-cast aluminium; surface Bronze; powder coated; matt texture; opal PC cover; PCB 3-step binning; light colour 2700 K; binning initial MacAdam ≤ 3 SDCM; CRI ≥ 90; 24 V; degree of protection IP65; Class 3; Plug & Play connector system; driver not included; inclusive 2500mm cable; ground spike included; light source replaceable by Wever & Ducré or by a professional with explicit authorization;




**Maintenance Factor**

|                    |        |        |        |        |        |
|--------------------|--------|--------|--------|--------|--------|
| Operating Time [h] | 10.000 | 20.000 | 30.000 | 40.000 | 50.000 |
| LLMF               | 0.98   | 0.97   | 0.95   | 0.93   | 0.92   |
| LSF                | 1      | 1      | 1      | 1      | 1      |

$$MF = LMF \times RSMF \times LLMF \times LSF$$

MF Maintenance Factor

RSMF<sup>a</sup> Room Surface Maintenance Factor

LLMF Lamp Lumens Maintenance Factor

LMF<sup>a</sup> Luminaire Maintenance Factor

LSF Lamp Survival Factor

<sup>a</sup>According to "CIE 97, Maintenance of indoor electric lighting systems", 2005, ISBN 3-900-734-34-8. The values must be determined by the planner.

**ELECTRICAL ACCESSORIES**
**Plug & Play Driver**

| Type       | Voltage | L·W·H (MM)  | Item number |
|------------|---------|-------------|-------------|
| 30W   IP67 | 24V     | 118-35-26   | 90018014    |
| 75W   IP67 | 24V     | 162,5-43-32 | 90018015    |

**Plug & Play Extension Cable**

| Type         | Length (MM) | Item number |
|--------------|-------------|-------------|
| 2,5 m   IP67 | 2500        | 90014502    |
| 5 m   IP67   | 5000        | 90014503    |
| 0.5 m   IP67 | 500         | 90014505    |
| 1 m   IP67   | 1000        | 90014506    |

**Plug & Play Straight Connector**

| Length (MM) | Item number |
|-------------|-------------|
| 200         | 90014504    |

**Plug & Play T-Connector**

| L·W·H (MM) | Item number |
|------------|-------------|
| 48-24-15   | 90014501    |